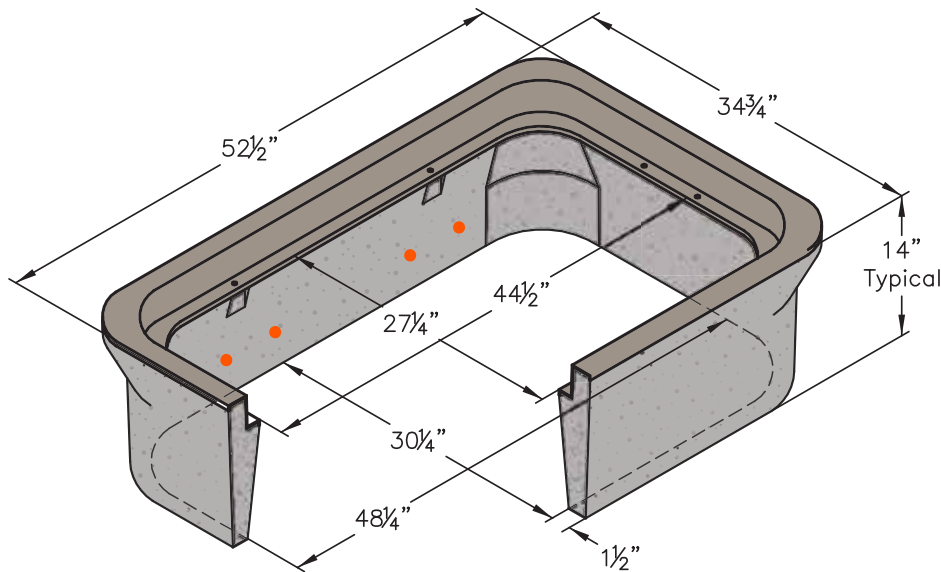
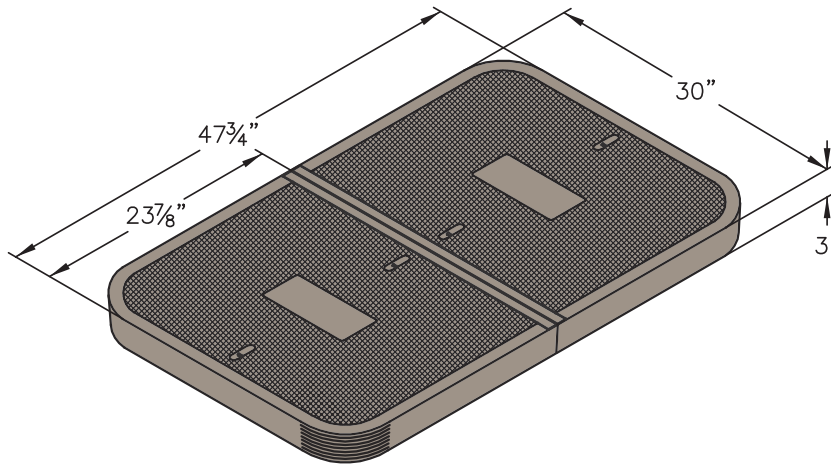


# P48



- - 3/8" Threaded Insert
- (8) 3/8" Inserts Required
- 16 UNC x 1" Bolts Provided

## COVER:

Style: Flush (2 Piece)  
Material: Reinforced Concrete  
Model: 30" x 48"  
Weight: 396 lbs  
Options: Special Markings  
Surface: Skid Resistant & Marked\*  
Coefficient of Friction: >0.6 ASTM 1028  
Performance: ASTM C 857, WUC 3.6

## BODY:

Material: Reinforced Concrete with Composite Cap  
Model: 30" x 48"  
Weight: 376 lbs  
Wall Type: Straight  
Performance: ASTM C 857, WUC 3.6

## EXTENSION:

Material: Reinforced Concrete  
Depth: 10"  
Weight: 288 lbs



Light Duty:  
Pedestrian Only

\*Cover comes standard with permanent markings for manufacturer, load rating, model size and manufacturing location.

Actual load rating is determined by the box and cover combination.  
Weights and dimensions may vary slightly

**P48**

**Options:**

**R-Series Covers:**

Flush (2 Piece)  
Bolt Down Locking Available

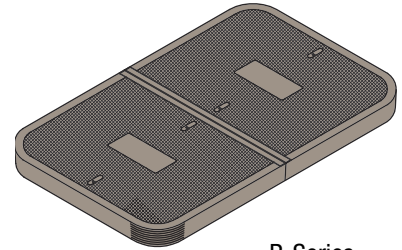
**Steel Checker Plate Covers:**

Flush (2 Piece)  
Galvanizing Available


**Add On Options:**

EMS Marker  
Lid Gaskets\*

\*Lid Gaskets inhibit water flow into the box,  
they do not make Enclosure fully waterproof.



R-Series



Steel

**Product Load  
Rating:**



Light Duty : Pedestrian Only

**Note:**

Actual load rating is determined by the box and cover combination. Weights and dimensions may vary slightly  
All information contained on this sheet is current at the time of printing.  
Oldcastle Precast, Inc. reserves the right to discontinue or update product information without notice.

