

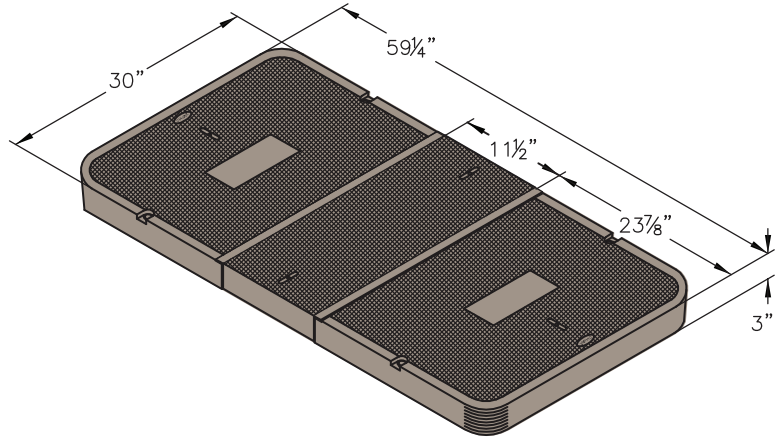
N52

CHRISTY®

COVER

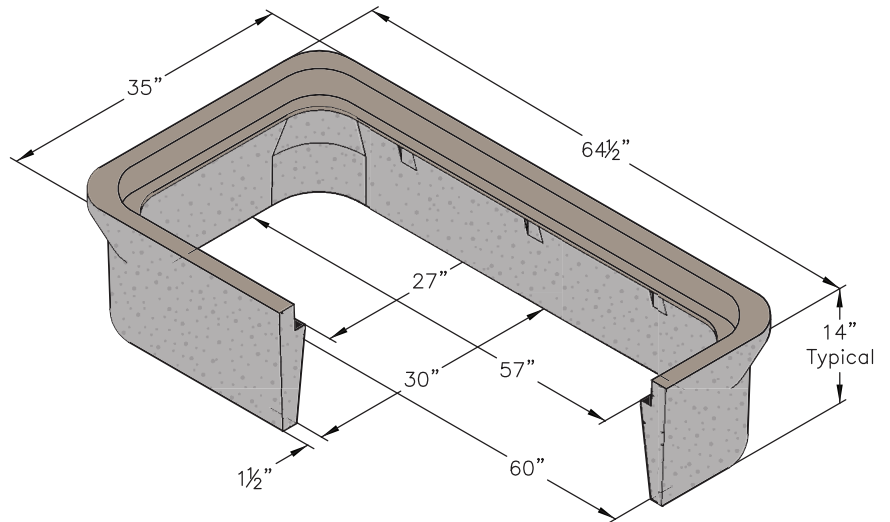
Style:	Flush 3 Piece)
Material:	Reinforced Concrete
Model:	30" x 60"
Weight:	532 lbs
Options:	Special Markings
Surface:	Skid Resistant & Marked*
Coefficient of Friction:	>0.6 ASTM 1028
Performance:	ASTM C 857, WUC 3.6

Cover comes standard with permanent markings for manufacturer, load rating, model size and manufacturing location.



BODY

Material:	Reinforced Concrete with Composite Cap
Model:	30" x 60"
Weight:	454 lbs
Wall Type:	Straight
Mouseholes:	0
Performance:	ASTM C 857, WUC 3.6



EXTENSION

Material:	Reinforced Concrete
Depth:	10"
Weight:	308 lbs

LOAD RATING / NOTES



LIGHT DUTY
PEDESTRIAN / GREENBELT

For use in non-vehicular traffic situations only.
Weights and dimensions may vary slightly.
Actual load rating is determined by the box and cover combination.

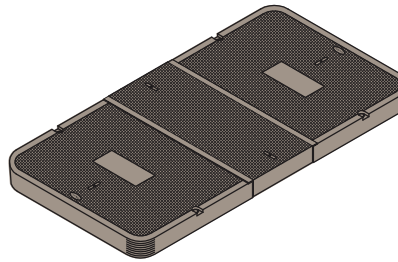
N52

CHRISTY®


COVER OPTIONS

Concrete, Flush Solid (3 Piece)

Steel Checker Plate, Solid (2 Piece)



Concrete, Flush Solid



Steel Checker Plate

COVER OPTIONS

Bolt Down Locking

Galvanizing (Steel Covers)

 **WARNING:** Cancer and Reproductive Harm - www.P65Warnings.ca.gov

All information contained on this sheet is current at the time of publication.
Oldcastle reserves the right to discontinue or update product information without notice.

Revision 12/06/18
© 2018 Oldcastle Infrastructure