

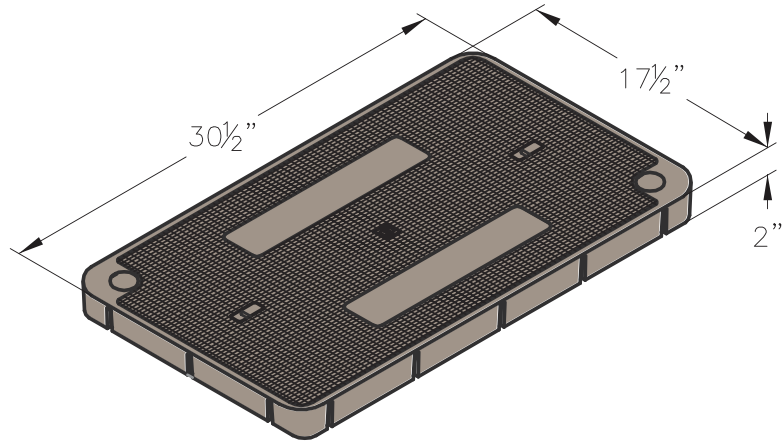
# P36

CHRISTY®

## COVER

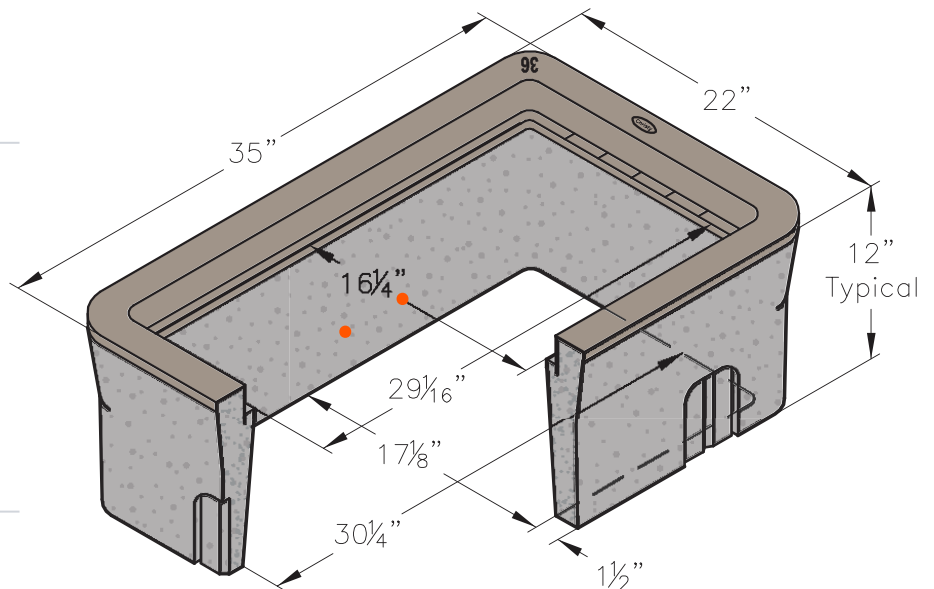
Style:	Flush
Material:	Composite with UV Inhibitor
Model:	17" x 30"
Weight:	76 lbs
Options:	Special Markings
Surface:	Skid Resistant & Marked*
Coefficient of Friction:	>0.6 ASTM 1028
Performance:	ASTM C 857, WUC 3.6

Cover comes standard with permanent markings for manufacturer, load rating, model size and manufacturing location.



## BODY

Material:	Reinforced Concrete with Composite Cap
Model:	22" x 35"
Weight:	172 lbs
Wall Type:	Straight
Mouseholes:	0
Performance:	ASTM C 857, WUC 3.6



## EXTENSION

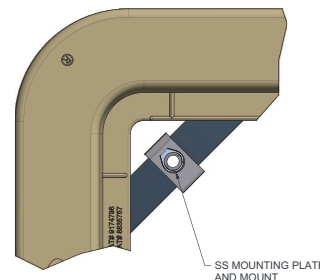
Material:	Reinforced Concrete
Depth:	12"
Weight:	189 lbs

## LOAD RATING / NOTES



LIGHT DUTY  
PEDESTRIAN / GREENBELT

For use in non-vehicular traffic situations only.  
Weights and dimensions may vary slightly.  
Actual load rating is determined by the box and cover combination.



Bolt Down Detail


- 3/8" Threaded Insert
- (4) 3/8" Inserts Required
- 16 UNC x 1" Bolts Provided

# P36

CHRISTY®

## COVER OPTIONS

Concrete, Flush Solid  
Steel Checker Plate, Solid



Steel Checker Plate

## COVER OPTIONS

Bolt Down Locking  
Galvanizing (Steel Covers)

 **WARNING:** Cancer and Reproductive Harm - [www.P65Warnings.ca.gov](http://www.P65Warnings.ca.gov)

All information contained on this sheet is current at the time of publication.  
Oldcastle reserves the right to discontinue or update product information without notice.

Revision 12/06/18  
© 2018 Oldcastle Infrastructure