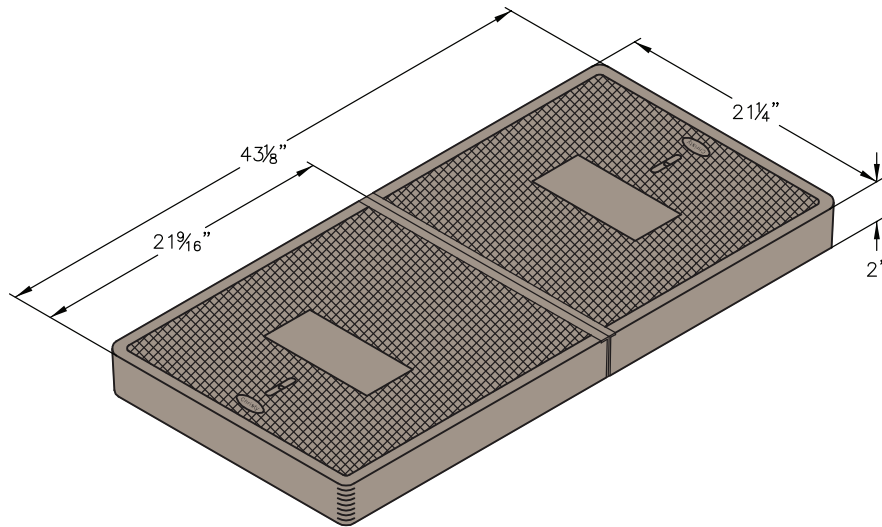


P44

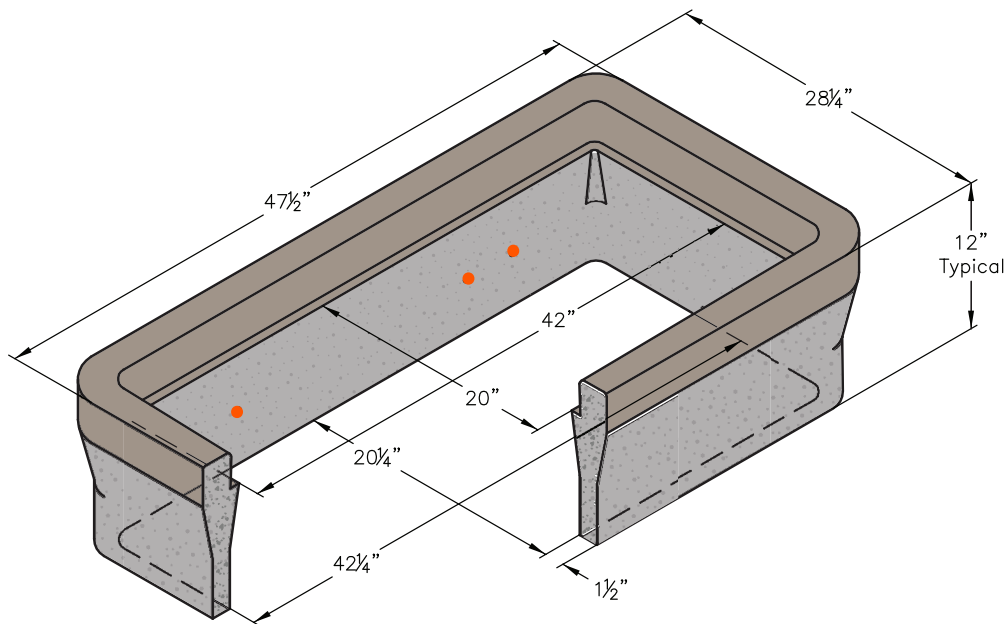


COVER:

Style:	Flush (2 Piece)
Material:	Reinforced Concrete
Model:	21" x 43"
Weight:	188 lbs
Options:	Special Markings
Surface:	Skid Resistant & Marked*
Coefficient of Friction:	>0.6 ASTM 1028
Performance:	ASTM C 857, WUC 3.6

BODY:

Material:	Reinforced Concrete with Composite Cap
Model:	29" x 48"
Weight:	290 lbs
Wall Type:	Straight
Performance:	ASTM C 857, WUC 3.6



EXTENSION:

Material:	Reinforced Concrete
Depth:	8"
Weight:	178 lbs

- - 3/8" Threaded Insert
- (8) 3/8" Inserts Required
- 16 UNC x 1" Bolts Provided



Light Duty:
Pedestrian Only

We do not recommend installation in concrete or asphalt.

Actual load rating is determined by the box and cover combination. Weights and dimensions may vary slightly.

*Cover comes standard with permanent markings for manufacturer, load rating, model size and manufacturing location.

P44

Options:

R-Series Covers:

Flush (2 Piece)

Steel Checker Plate Covers:

Flush (2 Piece)

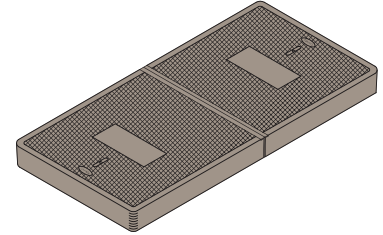
Galvanizing Available

Add On Options:


EMS Marker

Lid Gaskets*

*Lid Gaskets inhibit water flow into the box,
they do not make Enclosure fully waterproof.



R-Series



Steel

Product Load Rating:



Light Duty : Pedestrian Only

Note:

Actual load rating is determined by the box and cover combination. Weights and dimensions may vary slightly

All information contained on this sheet is current at the time of printing.

Oldcastle Precast, Inc. reserves the right to discontinue or update product information without notice.

